


Match: 7 **Date:** 01/08/2019 **Spectators:** 2,000
City: Lima
Hall: Polideportivo El Callao
Match duration: **Start:** 18:30 **End:** 20:09 **Total:** 1:39


Teams	Sets	1	2	3	4	5	Total
USA	3	26	25	25			76
MEX	0	24	22	23			69
Duration:		0:31	0:31	0:31			1:33




USA • USA


 Spike	Rk	No	Name	Pos.	Spikes	Faults	Shots	Total Attempts	Succ. %
	1	15	Sander Brenden	WS	11	1	5	17	64.71
	2	14	Wieczorek David	WS	12	2	7	21	57.14
	3	4	Ensing Kyle	OP	9	1	9	19	47.37
	-	1	Carmody Thomas	MB	0	0	0	0	
	-	2	Jarman Price	MB	3	0	6	9	
	-	5	Shaw James	OP	0	0	0	0	
	-	7	Worsley Joseph	S	0	0	0	0	
	-	9	Cowell Colton	WS	0	0	0	0	
	-	12	Holt Samuel	WS	0	0	0	0	
-	13	Tuaniga Joshua	S	3	0	1	4		
-	16	Schmidt Brendan	MB	2	0	2	4		
-	22	Fey Kupono	L	0	0	0	0		
Total Team					40	4	30	74	54.05


Limit: 15.00%


 Block	Rk	No	Name	Pos.	Kill Blocks	Faults	Rebounds	Total Attempts	Avg. by set
	1	16	Schmidt Brendan	MB	3	4	4	11	1.00
	2	15	Sander Brenden	WS	2	2	1	5	0.67
	3	2	Jarman Price	MB	1	4	6	11	0.33
	4	Ensing Kyle	OP	1	2	2	5	0.33	
	14	Wieczorek David	WS	1	5	3	9	0.33	
	-	1	Carmody Thomas	MB	0	0	0	0	
	-	5	Shaw James	OP	0	0	0	0	
	-	7	Worsley Joseph	S	0	0	0	0	
	-	9	Cowell Colton	WS	0	0	0	0	
-	12	Holt Samuel	WS	0	0	0	0		
-	13	Tuaniga Joshua	S	0	2	2	4		
-	22	Fey Kupono	L	0	0	0	0		
Total Team					8	19	18	45	2.67

 Serve	Rk	No	Name	Pos.	Aces	Faults	Serve Hits	Total Attempts	Avg. by set
	1	14	Wieczorek David	WS	2	3	13	18	0.67
	15	Sander Brenden	WS	2	3	7	12	0.67	
	3	4	Ensing Kyle	OP	1	4	6	11	0.33
	-	1	Carmody Thomas	MB	0	0	3	3	
	-	2	Jarman Price	MB	0	1	7	8	
	-	5	Shaw James	OP	0	0	0	0	
	-	7	Worsley Joseph	S	0	0	2	2	
	-	9	Cowell Colton	WS	0	0	0	0	
	-	12	Holt Samuel	WS	0	1	1	2	
-	13	Tuaniga Joshua	S	0	1	12	13		
-	16	Schmidt Brendan	MB	0	3	3	6		
-	22	Fey Kupono	L	0	0	0	0		
Total Team					5	16	54	75	1.67

Team	Total Team	23	0		23	

 Dig	Rk	No	Name	Pos.	Digs	Faults	Receptions	Total Attempts	Avg. by set
	1	4	Ensing Kyle	OP	4	6	2	12	1.33
		13	Tuaniga Joshua	S	4	8	7	19	1.33
		22	Fey Kupono	L	4	4	5	13	1.33
	4	14	Wieczorek David	WS	2	2	3	7	0.67
		15	Sander Brenden	WS	2	2	2	6	0.67
	6	16	Schmidt Brendan	MB	1	1	0	2	0.33
	-	1	Carmody Thomas	MB	0	1	0	1	
	-	2	Jarman Price	MB	0	0	0	0	
	-	5	Shaw James	OP	0	0	0	0	
-	7	Worsley Joseph	S	0	0	0	0		
-	9	Cowell Colton	WS	0	0	0	0		
-	12	Holt Samuel	WS	0	0	0	0		
Total Team					17	24	19	60	5.67

 Set	Rk	No	Name	Pos.	Running Sets	Faults	Still Sets	Total Attempts	Avg. by set
	1	13	Tuaniga Joshua	S	24	1	33	58	8.00
	-	1	Carmody Thomas	MB	0	0	0	0	
	-	2	Jarman Price	MB	0	0	3	3	
	-	4	Ensing Kyle	OP	0	0	0	0	
	-	5	Shaw James	OP	0	0	0	0	
	-	7	Worsley Joseph	S	0	0	0	0	
	-	9	Cowell Colton	WS	0	0	0	0	
	-	12	Holt Samuel	WS	0	0	0	0	
	-	14	Wieczorek David	WS	0	0	0	0	
-	15	Sander Brenden	WS	0	0	0	0		
-	16	Schmidt Brendan	MB	0	0	0	0		
-	22	Fey Kupono	L	0	0	6	6		
Total Team					24	1	42	67	8.00

 Reception Limit: 20.00%	Rk	No	Name	Pos.	Running Sets	Faults	Still Sets	Total Attempts	Eff. %
	1	22	Fey Kupono	L	12	0	8	20	60.00
	2	14	Wieczorek David	WS	6	1	7	14	35.71
	3	15	Sander Brenden	WS	7	3	7	17	23.53
	-	1	Carmody Thomas	MB	0	0	0	0	
	-	2	Jarman Price	MB	0	0	0	0	
	-	4	Ensing Kyle	OP	0	0	0	0	
	-	5	Shaw James	OP	0	0	0	0	
	-	7	Worsley Joseph	S	0	0	0	0	
	-	9	Cowell Colton	WS	0	0	0	0	
-	12	Holt Samuel	WS	0	0	0	0		
-	13	Tuaniga Joshua	S	0	0	1	1		
-	16	Schmidt Brendan	MB	0	1	0	1		
Total Team					25	5	23	53	37.74



MEX • Mexico

Rk	No	Name	Pos.	Spikes	Faults	Shots	Total	
							Attempts	Succ. %
1	11	Barajas Jorge	WS	12	3	10	25	48.00
2	3	Garay Nava Ridl Alexis	OP	8	4	6	18	44.44
-	1	Vargas Daniel	OP	3	1	2	6	
-	4	Ruiz De La Cruz Gonzalo	WS	8	0	5	13	
-	5	Rangel Jesus	L	0	0	0	0	
-	6	Perales Jesus Alberto	S	0	0	0	0	
-	9	Tellez Rodriguez Axel Manuel	MB	6	1	1	8	
-	10	Rangel Pedro	S	0	0	4	4	
-	14	Martínez Garcia Jonathan	MB	3	2	4	9	
-	16	Chávez Pasos Miguel Antonio	MB	0	0	0	0	
-	17	Orellana Nestor	OP	0	0	0	0	
-	20	Duarte Julian	WS	3	2	1	6	
Total Team				43	13	33	89	48.31


Limit: 15.00%


Rk	No	Name	Pos.	Kill Blocks	Faults	Rebounds	Total	
							Attempts	Avg. by set
1	3	Garay Nava Ridl Alexis	OP	2	1	1	4	0.67
2	16	Chávez Pasos Miguel Antonio	MB	1	1	0	2	0.33
-	1	Vargas Daniel	OP	0	0	0	0	
-	4	Ruiz De La Cruz Gonzalo	WS	0	0	1	1	
-	5	Rangel Jesus	L	0	0	0	0	
-	6	Perales Jesus Alberto	S	0	0	0	0	
-	9	Tellez Rodriguez Axel Manuel	MB	0	0	4	4	
-	10	Rangel Pedro	S	0	0	3	3	
-	11	Barajas Jorge	WS	0	1	0	1	
-	14	Martínez Garcia Jonathan	MB	0	3	2	5	
-	17	Orellana Nestor	OP	0	0	0	0	
-	20	Duarte Julian	WS	0	0	1	1	
Total Team				3	6	12	21	1.00

Rk	No	Name	Pos.	Aces	Faults	Serve Hits	Total	
							Attempts	Avg. by set
1	1	Vargas Daniel	OP	2	1	2	5	0.67
2	3	Garay Nava Ridl Alexis	OP	1	1	7	9	0.33
	10	Rangel Pedro	S	1	4	7	12	0.33
	14	Martínez Garcia Jonathan	MB	1	0	6	7	0.33
-	4	Ruiz De La Cruz Gonzalo	WS	0	1	6	7	
-	5	Rangel Jesus	L	0	0	0	0	
-	6	Perales Jesus Alberto	S	0	0	0	0	
-	9	Tellez Rodriguez Axel Manuel	MB	0	3	4	7	
-	11	Barajas Jorge	WS	0	3	11	14	
-	16	Chávez Pasos Miguel Antonio	MB	0	1	2	3	
-	17	Orellana Nestor	OP	0	1	2	3	
-	20	Duarte Julian	WS	0	2	1	3	
Total Team				5	17	48	70	1.67

Team	Total Team	18	0	18

	Rk	No	Name	Pos.	Digs	Faults	Receptions	Total Attempts	Avg. by set
	Dig	1	11	Barajas Jorge	WS	6	1	0	7
	2	10	Rangel Pedro	S	4	8	6	18	1.33
	3	4	Ruiz De La Cruz Gonzalo	WS	3	1	2	6	1.00
	5	5	Rangel Jesus	L	3	12	5	20	1.00
	5	20	Duarte Julian	WS	2	2	0	4	0.67
	6	1	Vargas Daniel	OP	1	2	0	3	0.33
		3	Garay Nava Ridl Alexis	OP	1	3	3	7	0.33
	14		Martínez Garcia Jonathan	MB	1	3	0	4	0.33
	16		Chávez Pasos Miguel Antonio	MB	1	0	0	1	0.33
	-	6	Perales Jesus Alberto	S	0	0	0	0	
	-	9	Tellez Rodriguez Axel Manuel	MB	0	1	1	2	
	-	17	Orellana Nestor	OP	0	1	0	1	
Total Team					22	34	17	73	7.33

	Rk	No	Name	Pos.	Running Sets	Faults	Still Sets	Total Attempts	Avg. by set
	Set	1	10	Rangel Pedro	S	20	1	47	68
	-	1	Vargas Daniel	OP	0	0	1	1	
	-	3	Garay Nava Ridl Alexis	OP	0	0	2	2	
	-	4	Ruiz De La Cruz Gonzalo	WS	0	0	0	0	
	-	5	Rangel Jesus	L	0	0	5	5	
	-	6	Perales Jesus Alberto	S	0	0	0	0	
	-	9	Tellez Rodriguez Axel Manuel	MB	0	0	0	0	
	-	11	Barajas Jorge	WS	0	0	4	4	
	-	14	Martínez Garcia Jonathan	MB	0	0	0	0	
	-	16	Chávez Pasos Miguel Antonio	MB	0	0	0	0	
	-	17	Orellana Nestor	OP	0	0	0	0	
	-	20	Duarte Julian	WS	0	0	2	2	
Total Team					20	1	61	82	6.67

	Rk	No	Name	Pos.	Running Sets	Faults	Still Sets	Total Attempts	Eff. %
	Reception	1	11	Barajas Jorge	WS	11	1	10	22
	2	5	Rangel Jesus	L	9	2	7	18	38.89
	-	1	Vargas Daniel	OP	0	0	0	0	
	-	3	Garay Nava Ridl Alexis	OP	0	0	0	0	
	-	4	Ruiz De La Cruz Gonzalo	WS	2	1	6	9	
	-	6	Perales Jesus Alberto	S	0	0	0	0	
	-	9	Tellez Rodriguez Axel Manuel	MB	0	0	0	0	
	-	10	Rangel Pedro	S	0	0	1	1	
	-	14	Martínez Garcia Jonathan	MB	0	0	1	1	
	-	16	Chávez Pasos Miguel Antonio	MB	0	0	0	0	
	-	17	Orellana Nestor	OP	0	0	0	0	
	-	20	Duarte Julian	WS	4	1	3	8	
Total Team					26	5	28	59	35.59

Limit: 20.00%